


# průvodce



Sada obsahuje 5 pracovních listů, 18 listů aktivit a 2 úvodní listy.

---

U každého pracovního listu je napsáno, jak s listem pracovat.



---

- Strana 5 - 9 jsou pracovní listy.
- Strana 10 - 15 jsou kolíčkovací aktivity.
- Strana 16 a 17 je aktivita třídění listů podle barvy.
- Strana 18 a 19 je kolíčkovací aktivita na procvičení barev a stínová skládačka.
- Strana 20 a 21 je skládačka hledání stínů.
- Strana 22 - 25 je skládačka podle předlohy.







# PRACOVNÍ SEŠIT

pro předškoláky





A B C

1 2 3 4








# PRACOVNÍ SEŠIT



A B C




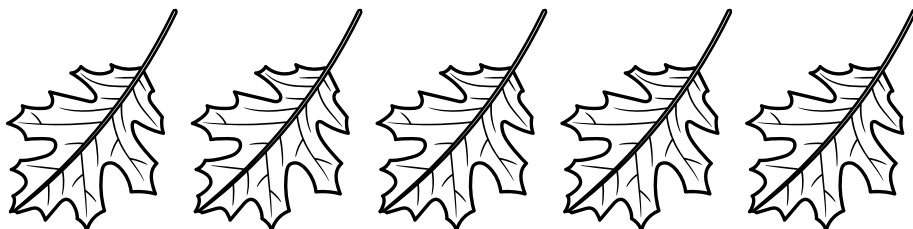

1 2 3 4



# Vymaluj

Podle čísla vymaluj správný počet listů.





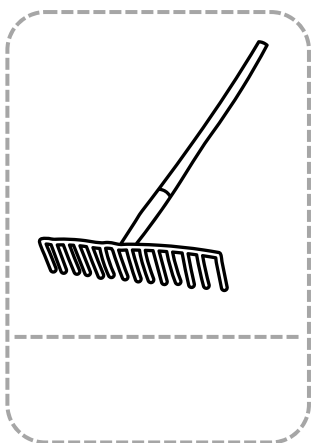





KREATIVNICE  
pro učitele



# Vytleskej obrázky

Kolikrát tleskneš, tolik puntíků nakresli.





KREATIVNICE  
pro učitele



# Jedním směrem

KREATIVNICE  
pro učitele

Najdi a vymaluj obrázek, který je otočený jiným směrem. Zbylé obrázky vymaluj.



# Podzimní hledání

Spočítej stejné obrázky a počet zapiš číslicí nebo puntíky.

KREATIVNICE  
pro učitele













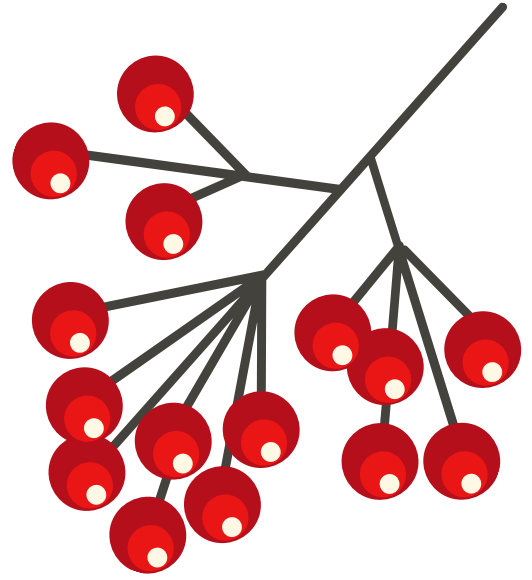



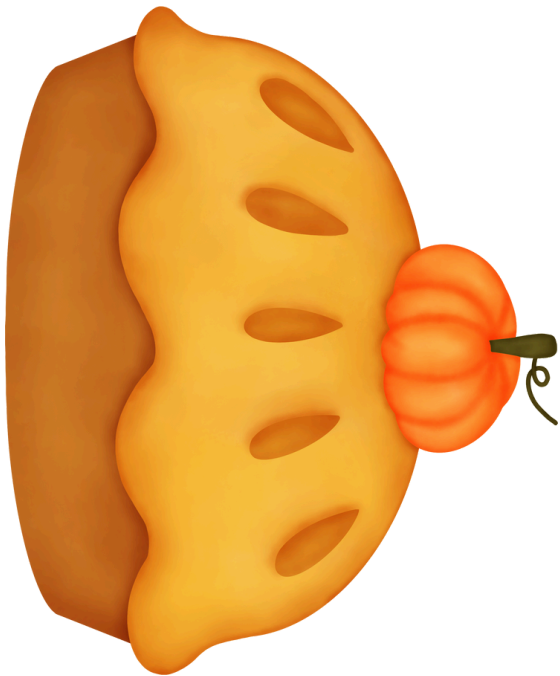



# Grafomotorika

Obtáhni všechny čáry.

KREATIVNICE  
pro učitele









1

5

4



2

3

5



•

•  
•

• •  
•



•  
•

•

•  
• •

